

LAPIDUS



PRICE

Milliken™



contract

INSPIRED.

An eased movement of hand accompanied by the strengthening morning light brush away the shadows to slowly reveal what has taken thousands of years to form. Layers of color emerge within and beneath the solid surface. Organic matter compressed into hardened stone becomes a new material as only nature could create, and man could be inspired.

Get more at millikenfloors.com



Mantle (offices), Core, Reverse Mantle Transition and Mantle (left to right) in Sapphire color family, monolithic tile installation



Mantle (office) and Core (hall) in Sapphire color family, monolithic tile installation



Litho (office) and Core (hall) in Sapphire color family, monolithic tile installation

INSPIRING.

Creating the uncommon from the common, the Lapidus Collection reinterprets the intricate patterns and textures of newly discovered, unearthed surfaces on a luxurious, yet performance-based construction. An innovative kit of organic design elements eliminates traditional design rules and invites creativity in contemporary flooring with extraordinary depth and flexibility.

Get more at millikenfloors.com



Alternating Litho Transition and Reverse Litho Transition in Bluestone color family, monolithic tile installation, with Freelay Heritage Wood LVT in HER218



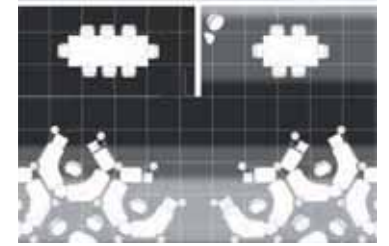
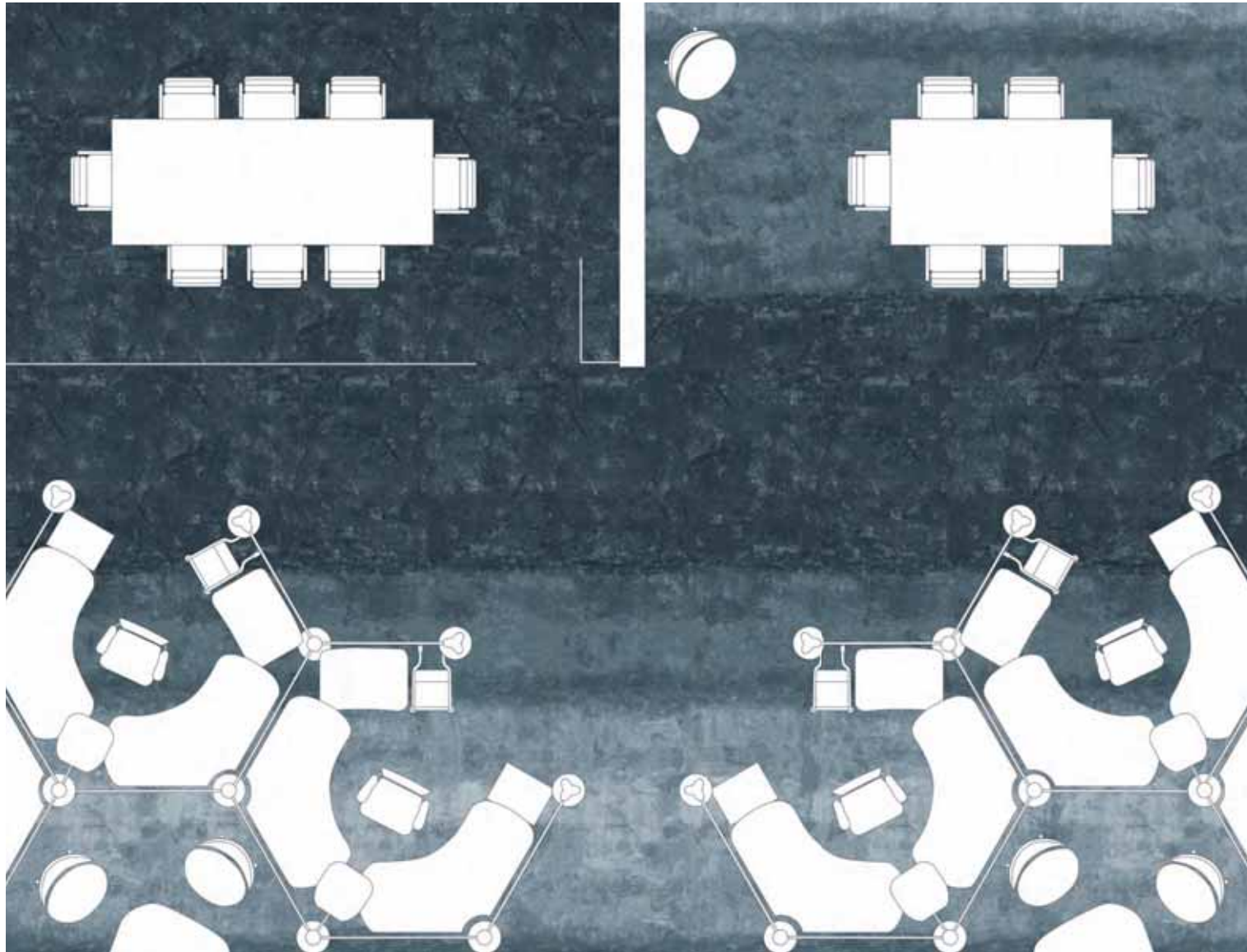
Mantle in Bluestone, herringbone plank tile installation, with Freelay Heritage Wood LVT in HER218





Core, Mantle, and Litho (back to front) in Olivene color family, monolithic tile installation

SPINEL COLOR FAMILY

Installation Concept

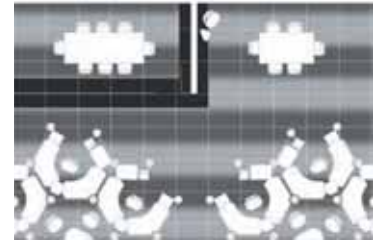
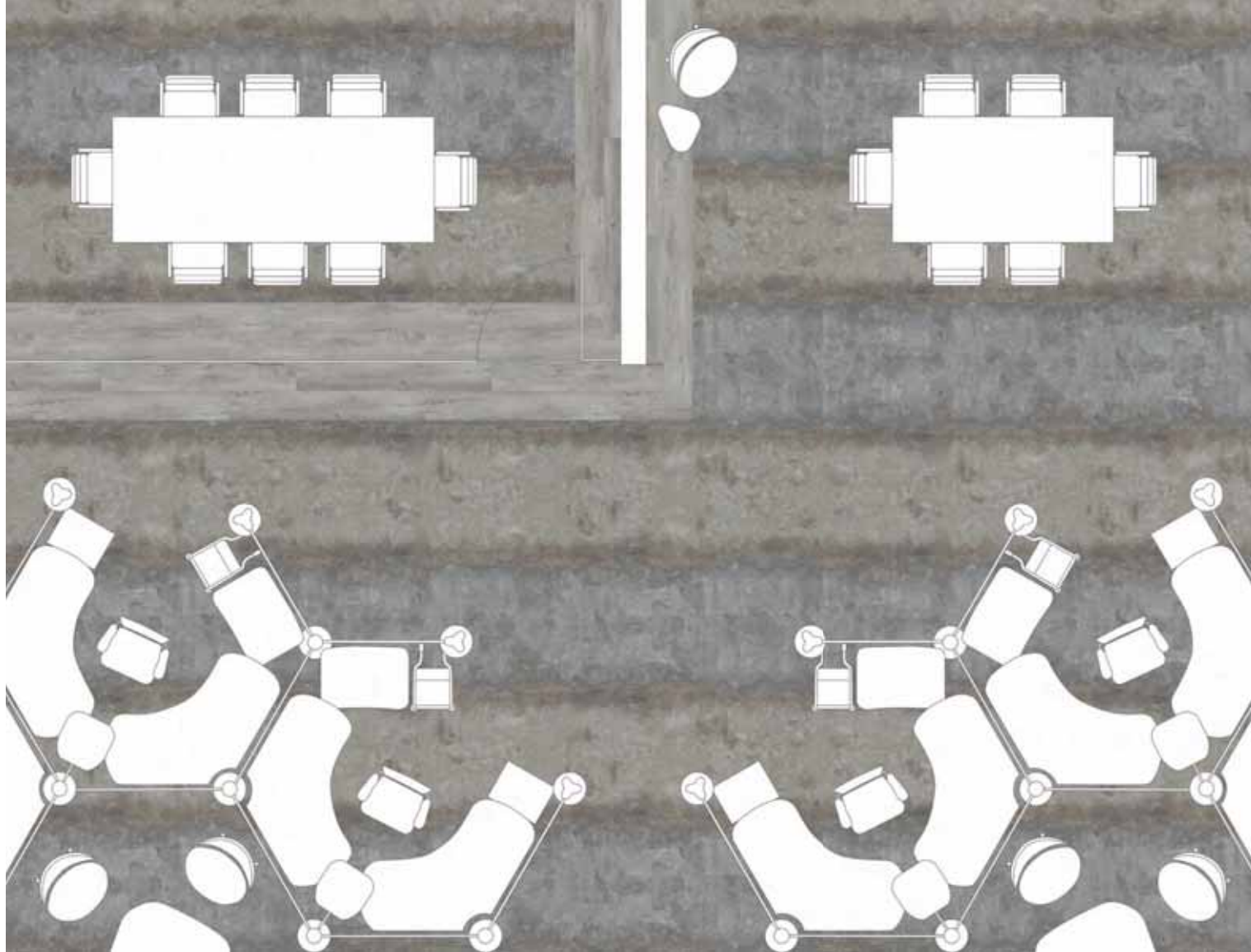





-  Litho LIT244
-  Litho Transition LTR244-245
-  Mantle MAN245
-  Mantle Transition MTR245-246
-  Core COR246
-  Reverse Mantle Transition RMT246-245
-  Reverse Litho Transition RLT245-244

1m x 1m monolithic tile installation

BLUESTONE COLOR FAMILY

Installation Concept



-  Litho Transition LTR6-180-217
-  Reverse Litho Transition RLT217-6-180
-  LVT Heritage Wood HER218

1m x 1m monolithic installation (*Lapidus*)

25cm x 1m random ashlar plank installation (*LVT*)



QUARTZ



MOONSTONE



FLUORITE



PERIDOT



AQUAMARINE



CHROMITE



LIMESTONE



BLUESTONE



OLIVINE



SAPPHIRE



FLINT



AGATE



CALCITE



AMAZONITE



SPINEL



JET



SUNSTONE



CITRINE



MALACHITE




AZURITE

Lapidus Color Families

Twenty color families with coordinated transition tiles bridge layers of pattern for design fluidity across the floor. Transition tiles artistically connect colors to define spaces and soften intersections. Combine kit components for seamless undulations of pattern and color, or use individually for subtlety.

Available in 1m x 1m squares and 25cm x 1m planks.



Litho
LIT243 Sapphire

Litho Transition
LTR243-132-171 Sapphire

Mantle
MAN132-171 Sapphire

Mantle Transition
MTR132-171-52 Sapphire

Core
COR52 Sapphire


Reverse Mantle Transition
RMT52-132-171 Sapphire

Reverse Litho Transition
RLT132-171-243 Sapphire

SAPPHIRE COLOR FAMILY

20 Lapidus Color Families

shown in Litho, Litho Transition, Mantle, Mantle Transition, Core



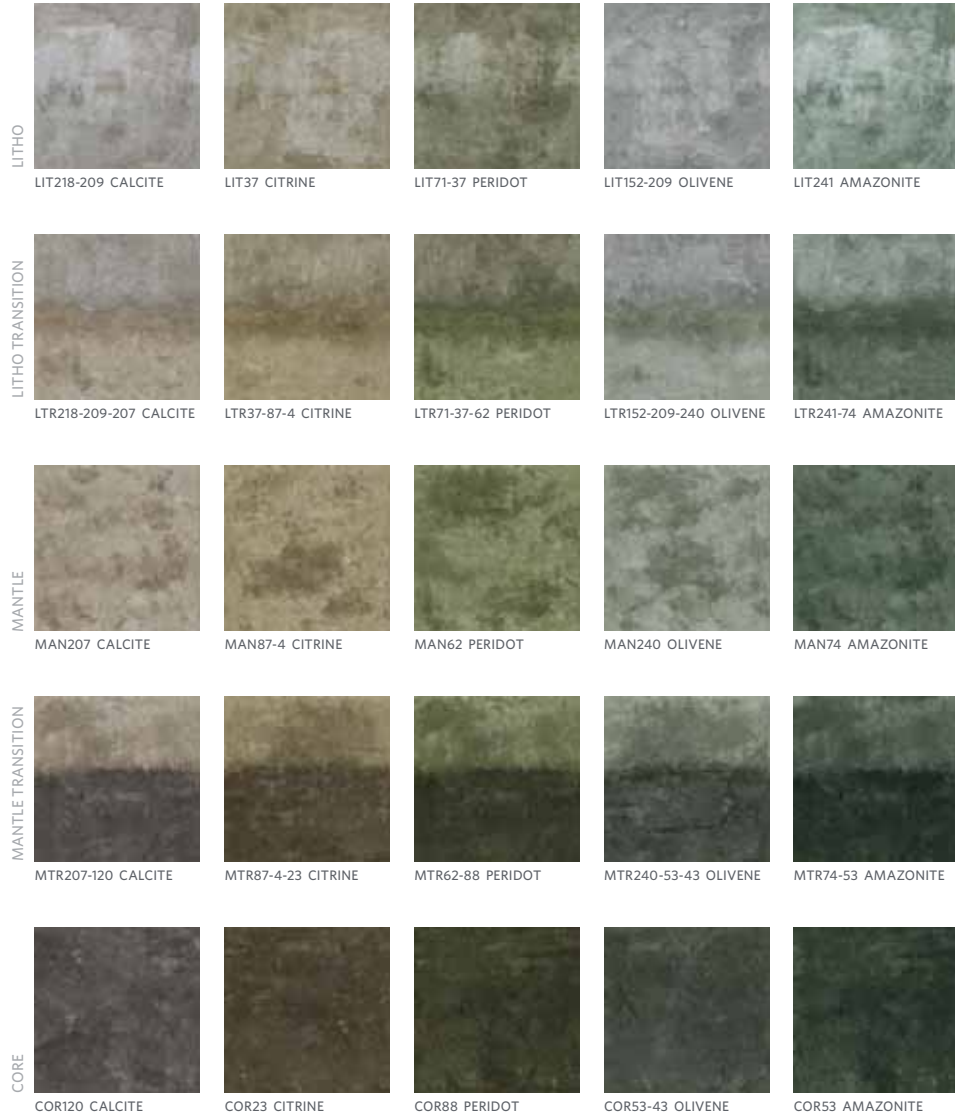
20 Lapidus Color Families

shown in Litho, Litho Transition, Mantle, Mantle Transition, Core



20 Lapidus Color Families

shown in **Litho, Litho Transition, Mantle, Mantle Transition, Core**



20 Lapidus Color Families

shown in **Litho, Litho Transition, Mantle, Mantle Transition, Core**



Complete Flooring Solutions



Milliken Floor Covering offers products and expertise in all areas of your commercial spaces, including high-performance entryway systems, broadloom & modular carpet, luxury vinyl tile, and milliCare®. Simplify your flooring needs with a trusted partner that will let you enjoy creating a great space without having to worry about everything else.



Entry Systems

The OBEX® brand of products offers highly effective, comprehensive modular entry solutions designed as a three-zone barrier system to prevent dirt and moisture from entering the building.

Available in coordinated colors and patterns, OBEX® entry products are engineered to increase the functionality of a building's entrance without forsaking elements of design or aesthetic. Simple and easy to work with, OBEX® offers entry systems that can be recessed or surface-mounted as well as exterior and interior applications.



Broadloom & Modular Carpet

Milliken's broadloom and carpet tile incorporate the latest innovations in tufting and dyeing technology, achieving unique looks and excellent performance. With our Color Reference system, coordinating multiple products across a single project is a snap; whether it's carpet, LVT, or entry systems. All carpet tile products have cushion backing for an extended lifespan, as well as ergonomic and environmental benefits. Broadloom carpet also has cushion-back options, and all are standard with StainSmart®, a proprietary treatment applied to Milliken carpets to repel and protect against stains and enhance soil release.



Luxury Vinyl Tile

From natural looks of wood and stone to more modern textures and abstracts, Milliken's collection of Luxury Vinyl Tile flooring creates new options for a commercial or hospitality interior. Our simple-to-search Color Reference system provides easy coordination of the LVT options to modular and broadloom carpets. From carpet tile to broadloom to planks to LVT, Milliken provides durable and elegant options for your project.



milliCare®

We care for the environment with products and a method that improve Indoor Air Quality and reduce water consumption and your carbon footprint. We care about you professionally by saving you time through customized service plans for your entire space provided for by our franchise network. You work healthier and live healthier, and the planet is a better place because of it. We can bring that same quality of care and service to you wherever you are. milliCare takes caring for your flooring and textiles off your to-do list, which means that you get to skip right to the part where you get to lean back, put your hands behind your head, and be a hero for keeping a beautifully cleaned space.

LAPIDUS

Litho / Litho Transition / Mantle / Mantle Transition
Core / Reverse Mantle Transition / Reverse Litho Transition

Images in this brochure are approximate for color and pattern scale. Please use actual carpet samples to make your final selections.

Have you seen our other collections? Visit us online today.



Archipelago



Lineation



Surface Study



Whale Song



Construction

Tufted, Textured Loop, Tip Shear

Tile Sizes

1 m x 1 m (39.4" x 39.4")
25 cm x 1 m (9.85" x 39.4")

Yarn Type

Milliken-Certified WearOn® Nylon
Type 6,6

Stain Repel & Resist / Soil Release

StainSmart®

Tufted Face Weight

32 oz/yd² (1,085 g/m²)

Finished Pile Height

0.15" (3.81 mm)

Finished Pile Thickness

0.107" (2.72 mm)

Average Density

9,117

Standard Backing

PVC-Free Comfort Plus® ES Cushion
Comfort Plus® is available with TractionBack®

Texture Appearance Retention Rating (TARR)

Severe

Recommended Installation Methods



MONOLITHIC PLANKS

TractionBack®

Simplify your modular installation with Milliken's patented TractionBack®, an innovative backing system that is faster, more cost efficient, and environmentally superior to wet adhesives and peel-and-stick carpet tile.



This cushion-back carpet tile product is covered by one or more patents, published applications and/or patents pending. Specifications are subject to normal manufacturing tolerances and may be changed without prior notice.

Growing greener for over 100 years.

This product has a UL® Environment 3rd party verified Environmental Product Declaration (EPD). A copy of the EPD is available online at millikencarpet.com/epd and productguide.ulenvironment.com.

Customer Concierge 800.824.2246 | millikenfloors.com
© 2016 Milliken & Company | Design © Milliken & Company | Made in the USA

Cover image: *unique texture of natural stone*, by Serzh.
© 2016 Shutterstock

2710026893
CP 1217